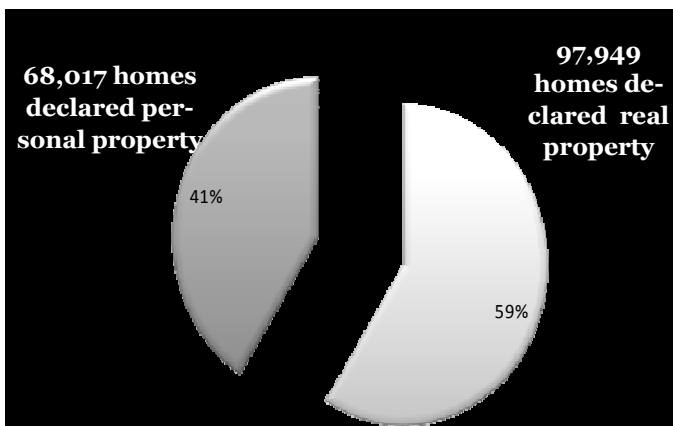


Oklahoma—Statistically Speaking 2012

Oklahoma Tax Commission-Ad Valorem Division - according to the 2012 certified county abstracts there are currently 68,017 Manufactured homes on personal property which represent 40.9% of the total number of homes. There are 97,949 homes on real property representing 59.1% of the total 165,966 homes statewide This is a 4,384 increase from 2011 or a 5,605 increase since 2008 about 2.7%. Another interesting statistic is these homes represent about \$3.12 Billion in value and about \$32.6 Million in ad valorem tax.

According to the latest released (2011) U.S. Census Bureau's Community Survey there are 1,656,132 housing units in Oklahoma. Of those housing units there were 156,165 declared Manufactured/mobile homes. Which ever number you choose to use 165,966 or 156,165 it still comes up to 9% of all housing units in Oklahoma are manufactured/mobile homes.

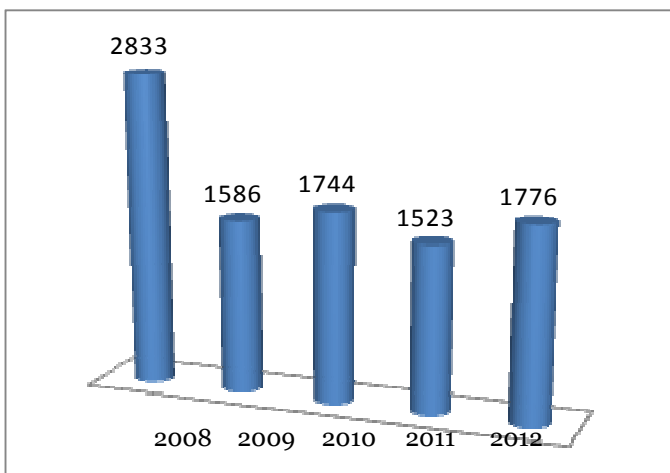
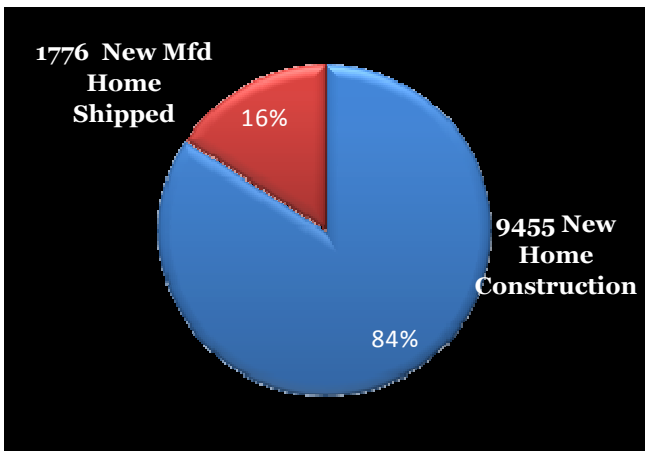


New Mfd Housing Starts in Oklahoma

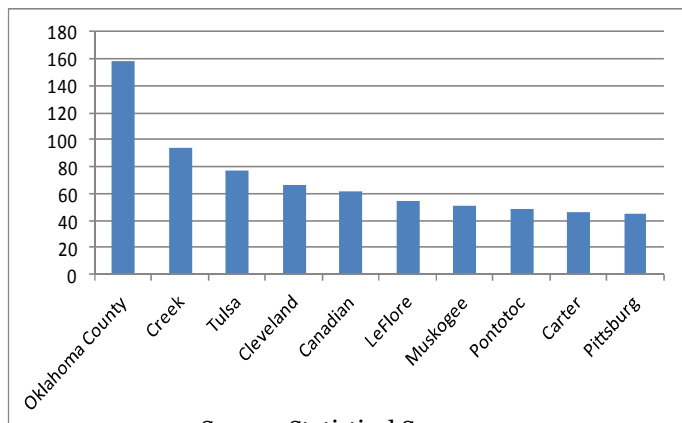
According to NHB, Oklahoma had 9,455 new single family homes constructed in 2012. Mfd Housing made up 16% of new housing starts in 2012. **Year to date, there were 994 Single sections which made up 56% compared to 782 multi-sections at 44% shipped into Oklahoma.**

In 2012 the Oklahoma Tax Commission-Motor Vehicle Division registered 5,525 new and used homes in Oklahoma. Registration collected was \$759,337. There was a decrease in homes registered compared to the 6,227 homes registered in 2008 and revenue collected in 2008 was \$1,071,487.

New Home Shipments Into Oklahoma



Top 10 Counties on New Homes Sold



Source: Statistical Survey